

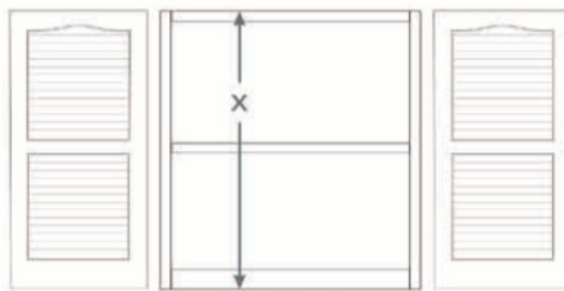
Homeside Shutters®

By

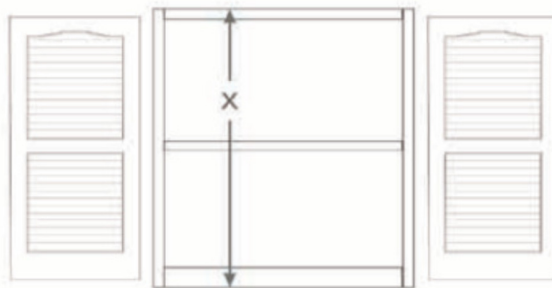


How to purchase the correct size shutter for your home

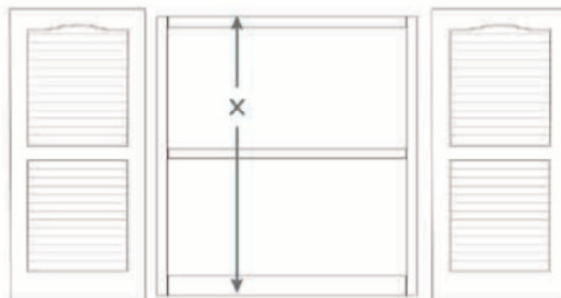
- ✓ **Step 1:** Measure from the top of the window jam to the bottom of the window sill (shown as "x").
- ✓ **Step 2:** Choose whether you want your shutters on size, under size or over size. See diagram below.
- ✓ **Step 3:** Choose from a standard size available or a custom size option. Please note that exact shutter dimensions may vary ½-inch from the standard size listed. Custom shutters will measure exact.



on size



under size



over size